

Geany 0.4

Enrico Troeger

Geany 0.4
by Enrico Troeger

Copyright © 2005

This document is distributed under the terms of the GNU Public license as published by the Free Software Foundation; either version 2 of the License, or (at your option) later version. A copy of this license can be found in the file COPYING included with the source code of this program and in the appendix of this document.

Table of Contents

| | |
|---|-----------|
| 1. Introduction..... | 1 |
| 1.1. About..... | 1 |
| 1.2. Where to get..... | 1 |
| 1.3. License..... | 1 |
| 2. Installation..... | 2 |
| 2.1. Requirements..... | 2 |
| 2.2. Source Compilation..... | 2 |
| 2.3. Binary Packages..... | 2 |
| 2.3.1. Fedora..... | 3 |
| 2.3.2. Debian..... | 3 |
| 2.3.3. SuSE..... | 3 |
| 3. Usage..... | 4 |
| 3.1. Getting Started..... | 4 |
| 3.2. Commandline options..... | 4 |
| 3.3. General..... | 5 |
| 3.3.1. Startup..... | 5 |
| 3.3.2. Global C tags..... | 5 |
| 3.3.3. Virtual terminal emulator widget (VTE)..... | 5 |
| 3.4. Search and Replace..... | 6 |
| 3.5. Preferences..... | 8 |
| 3.5.1. Compile time options..... | 13 |
| 3.6. File types..... | 14 |
| 3.7. Templates..... | 14 |
| A. Geany key mapping..... | 17 |
| A.1. Geany key mapping..... | 17 |
| B. GNU General Public License..... | 19 |
| B.1. Preamble..... | 19 |
| B.2. TERMS AND CONDITIONS FOR COPYING, DISTRIBUTION AND MODIFICATION..... | 20 |
| B.2.1. Section 0..... | 20 |
| B.2.2. Section 1..... | 20 |
| B.2.3. Section 2..... | 20 |
| B.2.4. Section 3..... | 21 |
| B.2.5. Section 4..... | 22 |
| B.2.6. Section 5..... | 22 |
| B.2.7. Section 6..... | 22 |
| B.2.8. Section 7..... | 22 |
| B.2.9. Section 8..... | 23 |
| B.2.10. Section 9..... | 23 |
| B.2.11. Section 10..... | 24 |
| B.2.12. Section 11 NO WARRANTY..... | 24 |
| B.2.13. Section 12..... | 24 |
| B.3. How to Apply These Terms to Your New Programs..... | 24 |

List of Tables

- 3-1. Commandline Options.....4
- 3-2. Regular expressions.....7
- 3-3. Compile time options13
- 3-4. Template wildcards.....15
- A-1. Key Table.....17

Chapter 1. Introduction

1.1. About

Geany is a small and lightweight integrated development environment. It was developed to provide a small and fast IDE, which has only a few dependencies from other packages. Another goal was to be as independent as possible from a special Desktop Environment like KDE or GNOME. So it is using only the GTK2 toolkit and therefore you need only the GTK2 runtime libraries to run Geany.

The basic features of Geany are:

- syntax highlighting
- code completion
- auto completion of often used constructs like if, for and while
- auto completion of XML and HTML tags
- call tips
- many supported filetypes like C, Java, PHP, HTML, Python, Perl, Pascal
- symbol lists

1.2. Where to get

You can obtain Geany from <http://geany.uvena.de> or perhaps from your distributor.

1.3. License

Geany is distributed under the terms of the GNU Public license as published by the Free Software Foundation; either version 2 of the License, or (at your option) later version. A copy of this license can be found in the file COPYING included with the source code of this program and in the appendix of this document.

Chapter 2. Installation

2.1. Requirements

For compiling Geany yourself, you will need the GTK ($\geq 2.6.0$) libraries and header files. You will also need the Pango, Glib and ATK libraries and header files. All these files are available at <http://www.gtk.org>.

Further more you need, of course, a C compiler, for the included Scintilla library a C++ compiler and the make tool.

2.2. Source Compilation

Compiling Geany is quite easy. The following should do it:

```
% ./configure
% make
% make install
```

The configure script supports several common options, for a detailed list, type

```
% ./configure --help
```

In the case, that your system lacks dynamic linking loader support, you probably want to pass the option `--disable-vte` to the configure script. This prevents compiling Geany with dynamic linking loader support to automatically load `libvte.so.4` if available.

Geany has been successfully compiled and tested under Debian 3.1 Sarge, Debian 3.2 Etch, Fedora Core 4, LinuxFromScratch and FreeBSD 6.0. It also compiles under Microsoft Windows™, but there are lots of changes to the makefiles necessary.

If there are any errors during compilation, check your build environment and try to find the error, otherwise contact the author at [<enrico.troeger@uvena.de>](mailto:enrico.troeger@uvena.de).

2.3. Binary Packages

2.3.1. Fedora

You can find packages for Fedora Core 4 on <http://geany.uvena.de/> (<http://geany.uvena.de>) in the download section.

2.3.2. Debian

Binary packages for Debian are available at <http://debian.uvena.de/> (<http://debian.uvena.de>). You can add one of the following lines (depending on your system) to your `apt sources.list` to get automatically get the latest version of Geany:

```
deb http://debian.uvena.de/ ./stable/
```

```
deb http://debian.uvena.de/ ./testing/
```

2.3.3. SuSE

There are not yet packages for SuSE available.

Chapter 3. Usage

3.1. Getting Started

You can start Geany in the following ways:

- From the Desktop Environment menu

Choose in your application menu of your used Desktop Environment: **Development**→**Geany**.

- From the command line

To start Geany from a command line, type the following and press **Return**:

```
% geany
```

3.2. Commandline options

Table 3-1. Commandline Options

| Short option | Long option | Function |
|--------------|---------------|--|
| -n | --no-ctags | Do not load auto completion and call tip data. Use this option, if you do not want to use them. For more information see Section 3.3.2. |
| -t | --no-terminal | Do not load terminal support. Use this option, if you do not want to load the virtual terminal emulator widget at startup. If you do not have <code>libvte.so.4</code> installed, then terminal-support is automatically disabled. |

| Short option | Long option | Function |
|-------------------|-------------------------|---|
| -c directory_name | --config=directory_name | Use an alternate configuration directory. Default configuration directory is <code>~/ .geany/</code> and there resides <code>geany.conf</code> and some template files. |
| -d | --debug | Runs Geany in debug mode, which means being verbose and printing lots of information. |
| -? | --help | Show help information and exit. |
| -v | --version | Show version information and exit. |
| | [files ...] | Opens all given files at startup. This option causes Geany to ignore loading stored files from the last session (if enabled). |

Geany supports all generic GTK options, a list is available on the help screen.

3.3. General

3.3.1. Startup

At startup, Geany loads the 15 first files from the last time, Geany was launched. You can disable this feature in the preferences dialog(see Figure 3-2). If you specify some files on the commandline, only these files will be opened. But you can find the files from the last session in the file menu. There is an item "Recent files". It contains the last 15 recently opened files. It may be that Geany not exactly loads 15 files, this depends on the compile time option `GEANY_SESSION_FILES`, the default is 15. For details see Section 3.5.1.

3.3.2. Global C tags

If a C file(with extension is `c`, `cpp`, `h`, etc.) is opened, a global tags file is loaded once, which contains many function declarations from the `glibc` and some other libraries, like `X`, `Bonobo`, `Gnome`, `GTK`, `Glib` and so on. These declarations are used for call tips and auto completion. These tags are only useful if you are writing C or C++ source code. So if you know, that you do not need these things, you can skip loading this tag file. To do so, start Geany with the argument `-n` or `--no-ctags`, for more information see Section 3.2.

3.3.3. Virtual terminal emulator widget (VTE)

If you have installed `libvte.so` in your system, it is loaded automatically by Geany. Then you have a terminal widget in the notebook at the bottom.

If Geany cannot find `libvte.so` at startup, the terminal widget will not be loaded. So there is no need to install the package containing this file in order to run Geany. Additionally, you can disable the use of the terminal widget by commandline option, for more information see Section 3.2.

You can use this terminal (from now on called VTE) nearly as an usual terminal program like `xterm`. There is a basic clipboard support. You can paste the content of the clipboard by pressing the middle mouse button in the VTE (on 2-button mice, the middle button can often be simulated by pressing both mouse buttons together) or by pressing the right mouse button to open the popup menu and choose Paste. To copy text from the VTE, just select the desired text and then press the right mouse button and choose Copy from the popup menu.

Note: Geany tries to load `libvte.so`. If this fails, it tries to load `libvte.so.4`. If this fails too, you should check whether you installed `libvte` correctly. Again, Geany runs also without this library. But it could be, that the library is called something else than `libvte.so.4` (e.g. on FreeBSD 6.0 it is called `libvte.so.8`). So please set a link to the correct file (as root).

```
# ln -s /usr/lib/libvte.so.X /usr/lib/libvte.so.4
```

Obviously, you have to adjust the paths and set X to the number of your `libvte.so`.

3.4. Search and Replace

You can use regular expressions in the search dialog, just by activating the check box(see the image

below). Detailed information about special characters can be found in the Table 3-2.

Figure 3-1. Search dialog

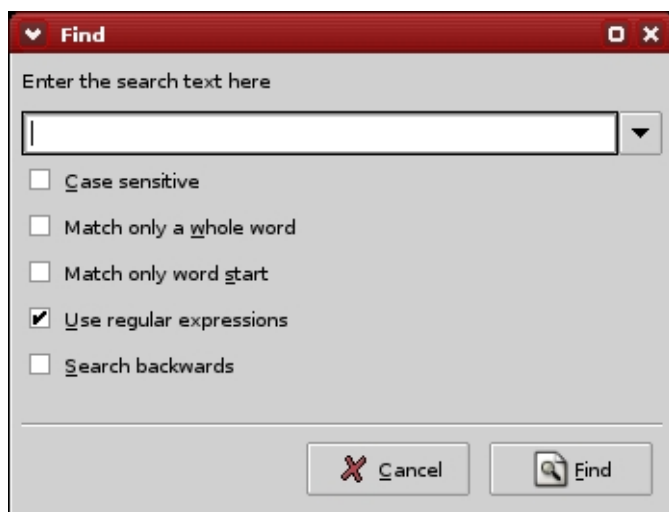


Table 3-2. Regular expressions

| In a regular expression, the following characters are interpreted: | |
|---|--|
| . | Matches any character. |
| \(| This marks the start of a region for tagging a match. |
| \) | This marks the end of a tagged region. |
| \n | Where n is 1 through 9 refers to the first through ninth tagged region when replacing. For example, if the search string was Fred\([1-9]\)XXX and the replace string was Sam\1YYY, when applied to Fred2XXX this would generate Sam2YYY. |
| \< | This matches the start of a word. |
| \> | This matches the end of a word. |
| \x | This allows you to use a character x that would otherwise have a special meaning. For example, \[would be interpreted as [and not as the start of a character set. |

| In a regular expression, the following characters are interpreted: | |
|---|--|
| [...] | This indicates a set of characters, for example, [abc] means any of the characters a, b or c. You can also use ranges, for example [a-z] for any lower case character. |
| [^...] | The complement of the characters in the set. For example, [^A-Za-z] means any character except an alphabetic character. |
| \$ | This matches the end of a line. |
| * | This matches 0 or more times. For example, Sa*m matches Sm, Sam, Saam, Saaam and so on. |
| + | This matches 1 or more times. For example, Sa+m matches Sam, Saam, Saaam and so on. |

3.5. Preferences

should be written

Figure 3-2. General tab in preferences dialog

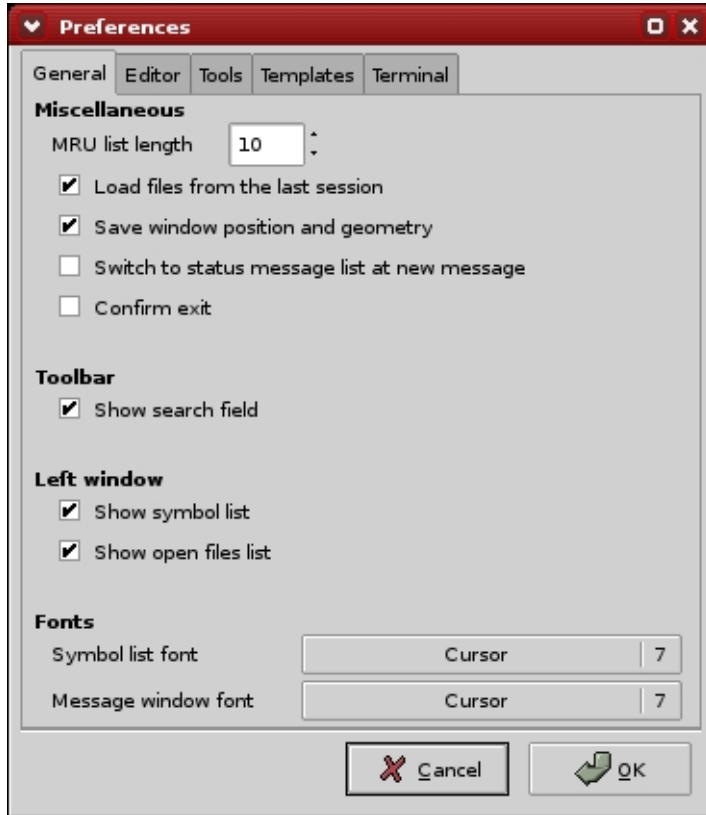


Figure 3-3. Editor tab in preferences dialog

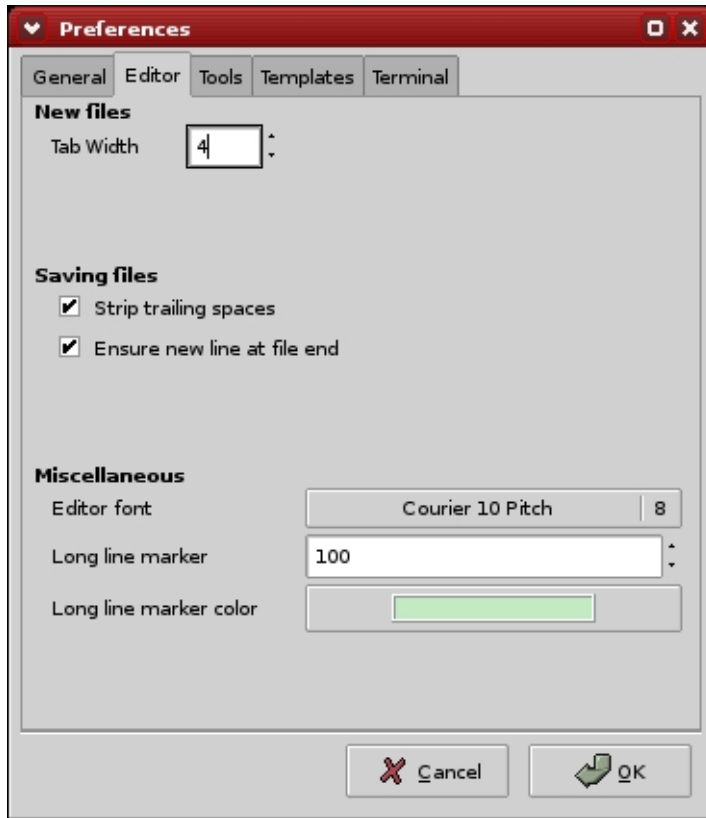


Figure 3-4. Tools tab in preferences dialog

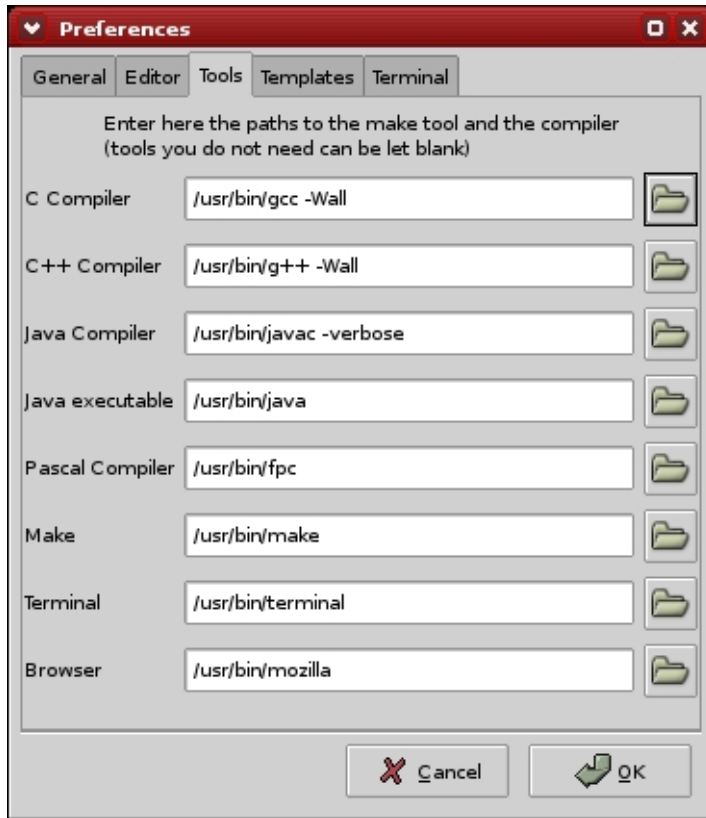


Figure 3-5. Template tab in preferences dialog

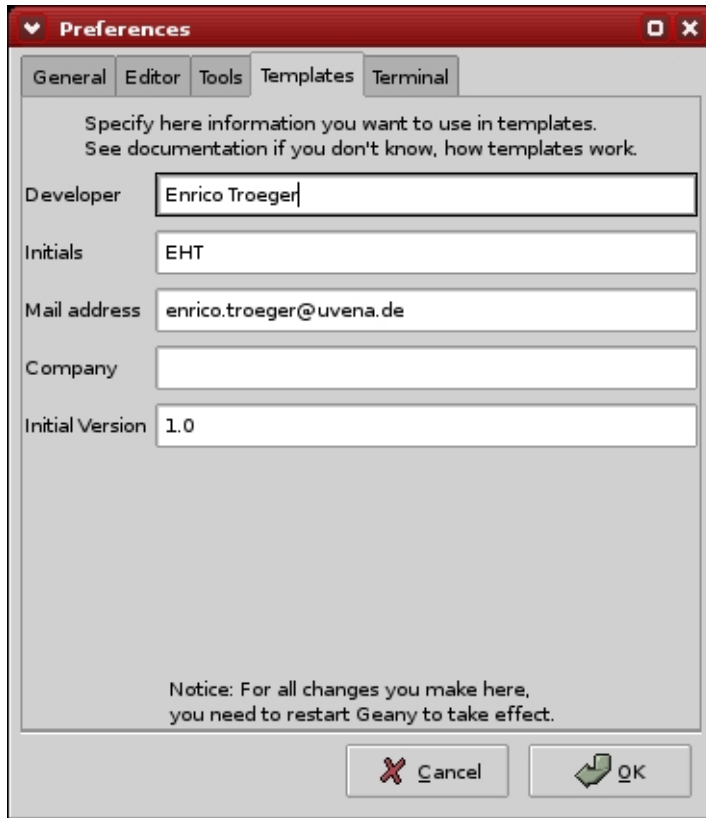
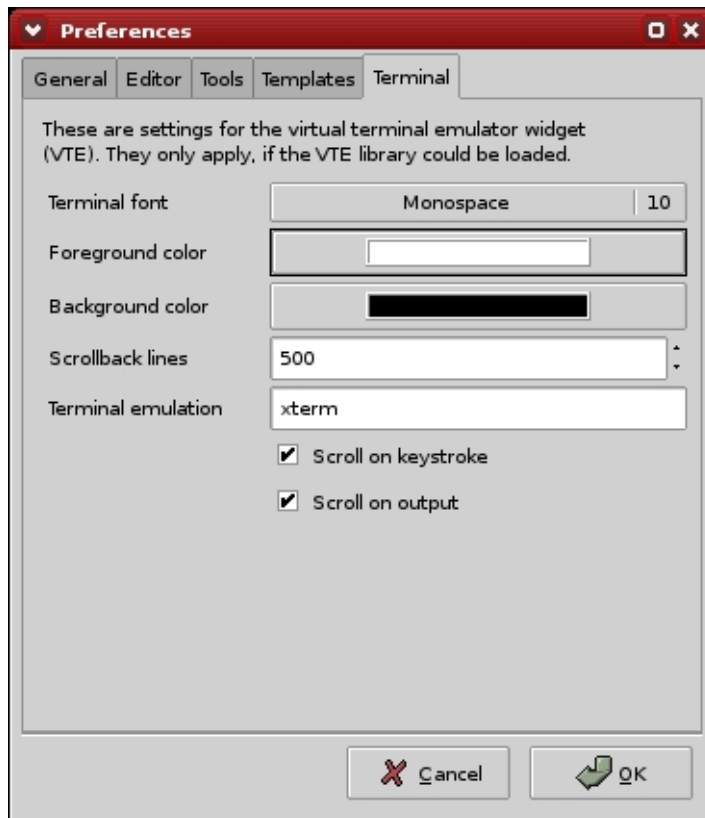


Figure 3-6. VTE tab in preferences dialog



3.5.1. Compile time options

There are some options which can only be changed at compile time. To change these options, look into `src/geany.h` to change these settings. To find it, look for a block of lines starting with “`#define GEANY_*`”.

Table 3-3. Compile time options

| Option | Description | Default |
|----------------------|--|---------|
| GEANY_MAX_OPEN_FILES | The limit how many files can be open at the same time. | 25 |

| Option | Description | Default |
|--------------------------------|--|----------------------|
| GEANY_SESSION_FILES | How many files should be reopened from the last run. Obviously, the value should be smaller than GEANY_MAX_OPEN_FILES. | 15 |
| GEANY_WORDCHARS | These characters define the word boundaries. | (look at sourcecode) |
| GEANY_MAX_AUTOCOMPLETION_WORDS | How many auto complete suggestions should Geany provide. | 30 |
| GEANY_STRING_UNTITLED | A string used as name for new files. Be aware that the string can be translated, so change it only if you know what you are doing. | untitled |

3.6. File types

should be written

3.7. Templates

Geany supports several templates for file headers, multiline comments(frame comments), function descriptions, a typical ChangeLog entry and a short GPL notice. To use this templates, just open the edit menu or open the popup menu by right-clicking in the editor widget, and choose "Insert Comments" and insert templates as you want.

Some templates like file header or ChangeLog entry, will always be inserted at the top of the file.

To insert a function description, the cursor must be inside of the function, so that the function name can be determined automatically. The description will be positioned correctly one line above the function, just check it out. If the cursor is not inside of a function or the function name cannot be determined, you cannot insert a function description.

Each template can be customized to your needs. The templates are in the configuration directory, which is in `~/ .geany/` (see Section 3.2 for further information about configuration directory). Just open the desired template with an editor (ideally Geany ;-)) and edit the template as your needs. There are some wildcards which will be automatically replaced by Geany at startup.

All wildcards must be enclosed by "{" and "}", e.g. {date}.

In the configuration dialog you can find a tab "Templates"(see Figure 3-5). You can define the default values which will be inserted in the templates. You should restart Geany after made changes, because they are only read at startup.

Since Geany 0.3 there are also templates for creating new files. They can be found in `~/ .geany/`, too. All template files for creating new files begin with `template.filetype.` followed by the filetype. At creating a new file with a filetype template, the template for the fileheader is automatically prepended. Please note, that the complete behaviour is still under development and will probably be changed in one of the next releases. Sorry.

Table 3-4. Template wildcards

| Wildcard | Description | Available in following templates |
|-----------|--|---|
| developer | The name of the developer. | filetypes, file header, function description, ChangeLog entry |
| initial | The initials of the developer name, e.g. "ET" for Enrico Troeger or "JFD" for John Foobar Doe. | filetypes, file header, function description, ChangeLog entry |
| mail | The email address of the developer. | file header, function description, ChangeLog entry |
| company | The company name, the developer is working for. | filetypes, file header, function description, ChangeLog entry |
| year | The current year in the format: YYYY | filetypes, file header, function description, ChangeLog entry |
| version | The initial version of a new file. | filetypes, file header, function description, ChangeLog entry |
| date | The current date in the format: YYYY-MM-DD | filetypes, file header, function description, ChangeLog entry |
| untitled | The string "untitled" (this will be translated to your locale), used in filetype templates | filetypes, file header, function description, ChangeLog entry |
| datetime | The current date and time in the format: DD.MM.YYYY HH:mm:ss ZZZZ | file header, function description |
| filename | The filename of the current file. Only available for the file header template. | file header |

| Wildcard | Description | Available in following templates |
|-----------------|---|---|
| gpl | This wildcard inserts a short GPL notice. | file header |
| functionname | The function name of the function at cursor position. This wildcard will only be replaced in the function description template. | function description |

If you need any other wildcards or a special date/time format, please email the author <enrico.troeger@uvena.de>.

Appendix A. Geany key mapping

A.1. Geany key mapping

The following table lists several useful key codes, which you can use in Geany.

Table A-1. Key Table

| Key | Function |
|---------------------|---|
| File operations | |
| Ctrl-N | Create new file |
| Ctrl-O | Open file |
| Ctrl-S | Save current file |
| Ctrl-R | Reload the current file. All unsaved changes will be lost. |
| Ctrl-Shift-S | Save all open files |
| Ctrl-W | Close current file |
| Alt-D | Close all open files |
| Editing operations | |
| Ctrl-X | Cut the current selection and copy it into the clipboard |
| Ctrl-C | Copy the current selection into the clipboard |
| Ctrl-V | Paste the content of the clipboard at the current position |
| Ctrl-Z | Undo the last action |
| Ctrl-Y | Redo the last action |
| Ctrl-G | Duplicate the current line |
| Ctrl-A | Select all |
| Ctrl-D | Comment current line or selection |
| Ctrl-Space | Show auto completion list |
| Ctrl-Return | Show list of available(in the workspace) macros and variables |
| Alt-Space | Show call tips for the current function or method |
| Shift-Space | Insert just a blank. Useful after typing if or while, to explicitly suppress the use of construct auto completion |
| Ctrl-Shift-R | Reload the tag/symbol list |
| Finding text | |

| Key | Function |
|-------------------|---|
| Ctrl-F | Open find dialog |
| F3 | Find next |
| Building files | |
| F8 | Compile the current file. |
| F9 | Build the current file. |
| Shift-F9 | Build the current file with the make tool. |
| F5 | Execute the current file in a terminal emulation. |
| Miscellaneous | |
| Ctrl-Left | Moves the cursor to the left word boundary. |
| Ctrl-Right | Moves the cursor to the next word. |
| Alt-Left | Switch to the previous open document |
| Alt-Right | Switch to the next open document |
| Ctrl++ | Zoom in the text |
| Ctrl-- | Zoom out the text |
| Ctrl-P | Open preferences dialog |
| F1 | Show help |
| F6 | Switch to VTE widget |
| F11 | Switch to fullscreen mode |
| F12 | Switch to Scribble widget |
| Ctrl-Q | Quit |

Appendix B. GNU General Public License

B.1. Preamble

The licenses for most software are designed to take away your freedom to share and change it. By contrast, the GNU General Public License is intended to guarantee your freedom to share and change free software - to make sure the software is free for all its users. This General Public License applies to most of the Free Software Foundation's software and to any other program whose authors commit to using it. (Some other Free Software Foundation software is covered by the GNU Library General Public License instead.) You can apply it to your programs, too.

When we speak of free software, we are referring to freedom, not price. Our General Public Licenses are designed to make sure that you have the freedom to distribute copies of free software (and charge for this service if you wish), that you receive source code or can get it if you want it, that you can change the software or use pieces of it in new free programs; and that you know you can do these things.

To protect your rights, we need to make restrictions that forbid anyone to deny you these rights or to ask you to surrender the rights. These restrictions translate to certain responsibilities for you if you distribute copies of the software, or if you modify it.

For example, if you distribute copies of such a program, whether gratis or for a fee, you must give the recipients all the rights that you have. You must make sure that they, too, receive or can get the source code. And you must show them these terms so they know their rights.

We protect your rights with two steps:

1. copyright the software, and
2. offer you this license which gives you legal permission to copy, distribute and/or modify the software.

Also, for each author's protection and ours, we want to make certain that everyone understands that there is no warranty for this free software. If the software is modified by someone else and passed on, we want its recipients to know that what they have is not the original, so that any problems introduced by others will not reflect on the original authors' reputations.

Finally, any free program is threatened constantly by software patents. We wish to avoid the danger that redistributors of a free program will individually obtain patent licenses, in effect making the program proprietary. To prevent this, we have made it clear that any patent must be licensed for everyone's free use or not licensed at all.

The precise terms and conditions for copying, distribution and modification follow.

B.2. TERMS AND CONDITIONS FOR COPYING, DISTRIBUTION AND MODIFICATION

B.2.1. Section 0

This License applies to any program or other work which contains a notice placed by the copyright holder saying it may be distributed under the terms of this General Public License. The "Program", below, refers to any such program or work, and a "work based on the Program " means either the Program or any derivative work under copyright law: that is to say, a work containing the Program or a portion of it, either verbatim or with modifications and/or translated into another language. (Hereinafter, translation is included without limitation in the term "modification ".) Each licensee is addressed as "you".

Activities other than copying, distribution and modification are not covered by this License; they are outside its scope. The act of running the Program is not restricted, and the output from the Program is covered only if its contents constitute a work based on the Program (independent of having been made by running the Program). Whether that is true depends on what the Program does.

B.2.2. Section 1

You may copy and distribute verbatim copies of the Program's source code as you receive it, in any medium, provided that you conspicuously and appropriately publish on each copy an appropriate copyright notice and disclaimer of warranty; keep intact all the notices that refer to this License and to the absence of any warranty; and give any other recipients of the Program a copy of this License along with the Program.

You may charge a fee for the physical act of transferring a copy, and you may at your option offer warranty protection in exchange for a fee.

B.2.3. Section 2

You may modify your copy or copies of the Program or any portion of it, thus forming a work based on the Program, and copy and distribute such modifications or work under the terms of Section 1 above, provided that you also meet all of these conditions:

1. You must cause the modified files to carry prominent notices stating that you changed the files and the date of any change.

2. You must cause any work that you distribute or publish, that in whole or in part contains or is derived from the Program or any part thereof, to be licensed as a whole at no charge to all third parties under the terms of this License.
3. If the modified program normally reads commands interactively when run, you must cause it, when started running for such interactive use in the most ordinary way, to print or display an announcement including an appropriate copyright notice and a notice that there is no warranty (or else, saying that you provide a warranty) and that users may redistribute the program under these conditions, and telling the user how to view a copy of this License.

Exception:: If the Program itself is interactive but does not normally print such an announcement, your work based on the Program is not required to print an announcement.)

These requirements apply to the modified work as a whole. If identifiable sections of that work are not derived from the Program, and can be reasonably considered independent and separate works in themselves, then this License, and its terms, do not apply to those sections when you distribute them as separate works. But when you distribute the same sections as part of a whole which is a work based on the Program, the distribution of the whole must be on the terms of this License, whose permissions for other licensees extend to the entire whole, and thus to each and every part regardless of who wrote it.

Thus, it is not the intent of this section to claim rights or contest your rights to work written entirely by you; rather, the intent is to exercise the right to control the distribution of derivative or collective works based on the Program.

In addition, mere aggregation of another work not based on the Program with the Program (or with a work based on the Program) on a volume of a storage or distribution medium does not bring the other work under the scope of this License.

B.2.4. Section 3

You may copy and distribute the Program (or a work based on it, under Section 2 in object code or executable form under the terms of Sections 1 and 2 above provided that you also do one of the following:

1. Accompany it with the complete corresponding machine-readable source code, which must be distributed under the terms of Sections 1 and 2 above on a medium customarily used for software interchange; or,
2. Accompany it with a written offer, valid for at least three years, to give any third party, for a charge no more than your cost of physically performing source distribution, a complete machine-readable copy of the corresponding source code, to be distributed under the terms of Sections 1 and 2 above on a medium customarily used for software interchange; or,

3. Accompany it with the information you received as to the offer to distribute corresponding source code. (This alternative is allowed only for noncommercial distribution and only if you received the program in object code or executable form with such an offer, in accord with Subsection b above.)

The source code for a work means the preferred form of the work for making modifications to it. For an executable work, complete source code means all the source code for all modules it contains, plus any associated interface definition files, plus the scripts used to control compilation and installation of the executable. However, as a special exception, the source code distributed need not include anything that is normally distributed (in either source or binary form) with the major components (compiler, kernel, and so on) of the operating system on which the executable runs, unless that component itself accompanies the executable.

If distribution of executable or object code is made by offering access to copy from a designated place, then offering equivalent access to copy the source code from the same place counts as distribution of the source code, even though third parties are not compelled to copy the source along with the object code.

B.2.5. Section 4

You may not copy, modify, sublicense, or distribute the Program except as expressly provided under this License. Any attempt otherwise to copy, modify, sublicense or distribute the Program is void, and will automatically terminate your rights under this License. However, parties who have received copies, or rights, from you under this License will not have their licenses terminated so long as such parties remain in full compliance.

B.2.6. Section 5

You are not required to accept this License, since you have not signed it. However, nothing else grants you permission to modify or distribute the Program or its derivative works. These actions are prohibited by law if you do not accept this License. Therefore, by modifying or distributing the Program (or any work based on the Program), you indicate your acceptance of this License to do so, and all its terms and conditions for copying, distributing or modifying the Program or works based on it.

B.2.7. Section 6

Each time you redistribute the Program (or any work based on the Program), the recipient automatically receives a license from the original licensor to copy, distribute or modify the Program subject to these terms and conditions. You may not impose any further restrictions on the recipients' exercise of the rights granted herein. You are not responsible for enforcing compliance by third parties to this License.

B.2.8. Section 7

If, as a consequence of a court judgment or allegation of patent infringement or for any other reason (not limited to patent issues), conditions are imposed on you (whether by court order, agreement or otherwise) that contradict the conditions of this License, they do not excuse you from the conditions of this License. If you cannot distribute so as to satisfy simultaneously your obligations under this License and any other pertinent obligations, then as a consequence you may not distribute the Program at all. For example, if a patent license would not permit royalty-free redistribution of the Program by all those who receive copies directly or indirectly through you, then the only way you could satisfy both it and this License would be to refrain entirely from distribution of the Program.

If any portion of this section is held invalid or unenforceable under any particular circumstance, the balance of the section is intended to apply and the section as a whole is intended to apply in other circumstances.

It is not the purpose of this section to induce you to infringe any patents or other property right claims or to contest validity of any such claims; this section has the sole purpose of protecting the integrity of the free software distribution system, which is implemented by public license practices. Many people have made generous contributions to the wide range of software distributed through that system in reliance on consistent application of that system; it is up to the author/donor to decide if he or she is willing to distribute software through any other system and a licensee cannot impose that choice.

This section is intended to make thoroughly clear what is believed to be a consequence of the rest of this License.

B.2.9. Section 8

If the distribution and/or use of the Program is restricted in certain countries either by patents or by copyrighted interfaces, the original copyright holder who places the Program under this License may add an explicit geographical distribution limitation excluding those countries, so that distribution is permitted only in or among countries not thus excluded. In such case, this License incorporates the limitation as if written in the body of this License.

B.2.10. Section 9

The Free Software Foundation may publish revised and/or new versions of the General Public License from time to time. Such new versions will be similar in spirit to the present version, but may differ in detail to address new problems or concerns.

Each version is given a distinguishing version number. If the Program specifies a version number of this License which applies to it and "any later version", you have the option of following the terms and conditions either of that version or of any later version published by the Free Software Foundation. If the

Program does not specify a version number of this License, you may choose any version ever published by the Free Software Foundation.

B.2.11. Section 10

If you wish to incorporate parts of the Program into other free programs whose distribution conditions are different, write to the author to ask for permission. For software which is copyrighted by the Free Software Foundation, write to the Free Software Foundation; we sometimes make exceptions for this. Our decision will be guided by the two goals of preserving the free status of all derivatives of our free software and of promoting the sharing and reuse of software generally.

B.2.12. Section 11 NO WARRANTY

BECAUSE THE PROGRAM IS LICENSED FREE OF CHARGE, THERE IS NO WARRANTY FOR THE PROGRAM, TO THE EXTENT PERMITTED BY APPLICABLE LAW. EXCEPT WHEN OTHERWISE STATED IN WRITING THE COPYRIGHT HOLDERS AND/OR OTHER PARTIES PROVIDE THE PROGRAM "AS IS" WITHOUT WARRANTY OF ANY KIND, EITHER EXPRESSED OR IMPLIED, INCLUDING, BUT NOT LIMITED TO, THE IMPLIED WARRANTIES OF MERCHANTABILITY AND FITNESS FOR A PARTICULAR PURPOSE. THE ENTIRE RISK AS TO THE QUALITY AND PERFORMANCE OF THE PROGRAM IS WITH YOU. SHOULD THE PROGRAM PROVE DEFECTIVE, YOU ASSUME THE COST OF ALL NECESSARY SERVICING, REPAIR OR CORRECTION.

B.2.13. Section 12

IN NO EVENT UNLESS REQUIRED BY APPLICABLE LAW OR AGREED TO IN WRITING WILL ANY COPYRIGHT HOLDER, OR ANY OTHER PARTY WHO MAY MODIFY AND/OR REDISTRIBUTE THE PROGRAM AS PERMITTED ABOVE, BE LIABLE TO YOU FOR DAMAGES, INCLUDING ANY GENERAL, SPECIAL, INCIDENTAL OR CONSEQUENTIAL DAMAGES ARISING OUT OF THE USE OR INABILITY TO USE THE PROGRAM (INCLUDING BUT NOT LIMITED TO LOSS OF DATA OR DATA BEING RENDERED INACCURATE OR LOSSES SUSTAINED BY YOU OR THIRD PARTIES OR A FAILURE OF THE PROGRAM TO OPERATE WITH ANY OTHER PROGRAMS), EVEN IF SUCH HOLDER OR OTHER PARTY HAS BEEN ADVISED OF THE POSSIBILITY OF SUCH DAMAGES.

END OF TERMS AND CONDITIONS

B.3. How to Apply These Terms to Your New Programs

If you develop a new program, and you want it to be of the greatest possible use to the public, the best way to achieve this is to make it free software which everyone can redistribute and change under these terms.

To do so, attach the following notices to the program. It is safest to attach them to the start of each source file to most effectively convey the exclusion of warranty; and each file should have at least the "copyright" line and a pointer to where the full notice is found.

<one line to give the program's name and a brief idea of what it does.> Copyright (C) <year> <name of author>

This program is free software; you can redistribute it and/or modify it under the terms of the GNU General Public License as published by the Free Software Foundation; either version 2 of the License, or (at your option) any later version.

This program is distributed in the hope that it will be useful, but WITHOUT ANY WARRANTY; without even the implied warranty of MERCHANTABILITY or FITNESS FOR A PARTICULAR PURPOSE. See the GNU General Public License for more details.

You should have received a copy of the GNU General Public License along with this program; if not, write to the Free Software Foundation, Inc., 59 Temple Place, Suite 330, Boston, MA 02111-1307 USA

Also add information on how to contact you by electronic and paper mail.

If the program is interactive, make it output a short notice like this when it starts in an interactive mode:

Gnomovision version 69, Copyright (C) year name of author Gnomovision comes with ABSOLUTELY NO WARRANTY; for details type 'show w'. This is free software, and you are welcome to redistribute it under certain conditions; type 'show c' for details.

The hypothetical commands 'show w' and 'show c' should show the appropriate parts of the General Public License. Of course, the commands you use may be called something other than 'show w' and 'show c'; they could even be mouse-clicks or menu items--whatever suits your program.

You should also get your employer (if you work as a programmer) or your school, if any, to sign a "copyright disclaimer" for the program, if necessary. Here is a sample; alter the names:

Yoyodyne, Inc., hereby disclaims all copyright interest in the program 'Gnomovision' (which makes passes at compilers) written by James Hacker.

<signature of Ty Coon>, 1 April 1989 Ty Coon, President of Vice

This General Public License does not permit incorporating your program into proprietary programs. If your program is a subroutine library, you may consider it more useful to permit linking proprietary applications with the library. If this is what you want to do, use the GNU Library General Public License instead of this License.